




Method: **Genealogy of idea**

In the University of Humanities and Economics (AHE) Monika Just has been trying out the **Genealogy of idea** method with her course on Activating Methods in teaching.

Here are the steps Monika takes with the class in applying this method:

<ul style="list-style-type: none">• First she presents the idea who's genealogy she is asking students to trace during a group session in the classroom (in this case she is tracing the idea of Education).	
<ul style="list-style-type: none">• Each participant receives two (or more) self-adhesive sheets (post-its)	
<ul style="list-style-type: none">• On each sheet he/she writes down only one idea, concept and/or name connected with the idea of education.	
<ul style="list-style-type: none">• Next, the students stick their notes on the wall.	
<ul style="list-style-type: none">• After all the students have stuck their notes on the wall, there is a discussion on the structure of the notes and the way they relate to one another. Students establish the correct (in their opinion) structure of the idea so creating its genealogy (they can change the place of the cards).	
<ul style="list-style-type: none">• They discuss the final structure, give feedback on what they have created and the process of building the genealogy of this specific idea.	

[Go to Genealogy of an idea method](#)